


2022 SALARY COMPARISON COLLEGE OF ENGINEERING MICHIGAN STATE UNIVERSITY

careers.egr.msu.edu | updated August 10, 2023



Spring 2022 Graduates

Full-Time Salary Statistics*

Major	Mean	High Value	Low Value	N
Applied Engineering Sciences	\$67,579	\$80,000	\$48,000	25
Biosystems Engineering	\$64,547	\$85,000	\$45,000	25
Chemical Engineering	\$71,561	\$87,000	\$46,800	47
Civil Engineering	\$66,729	\$85,000	\$49,920	22
Computational Data Science	\$70,333	\$80,000	\$56,000	3
Computer Engineering	\$83,698	\$200,000	\$50,000	18
Computer Science	\$85,220	\$142,000	\$50,000	60
Electrical Engineering	\$79,650	\$115,000	\$68,000	24
Environmental Engineering	\$63,697	\$74,750	\$50,000	9
Materials Science & Engineering	\$72,147	\$84,000	\$50,000	9
Mechanical Engineering	\$70,685	\$104,500	\$49,920	65

* N denotes the number of students reporting salary

Spring/Summer/Fall 2022 Students

Intern/Co-Op Hourly Wage Statistics*

Major	Mean	High Value	Low Value	N
Applied Engineering Sciences	\$22.14	\$36.00	\$15.00	55
Biosystems Engineering	\$19.04	\$27.50	\$10.00	21
Chemical Engineering	\$24.39	\$37.50	\$13.00	61
Civil Engineering	\$19.75	\$37.00	\$12.50	39
Computational Data Science	\$24.37	\$42.13	\$18.00	12
Computer Engineering	\$20.33	\$37.00	\$10.92	18
Computer Science	\$26.84	\$58.00	\$10.00	92
Electrical Engineering	\$22.00	\$46.00	\$12.00	63
Environmental Engineering	\$17.53	\$22.00	\$12.00	15
Materials Science & Engineering	\$25.61	\$41.00	\$10.00	11
Mechanical Engineering	\$21.40	\$35.00	\$12.00	119

* N denotes the number of students reporting salary

KEY STATS

Spring 2022
Full-Time Placements

\$73,922

Average Starting Salary

\$72,500

Median Starting Salary

KEY STATS

Spring/Summer/Fall 2022
Interns/Co-Op Placements

\$22.69


Average Hourly Wage

\$21.00

Median Hourly Wage

2023 SALARY COMPARISON COLLEGE OF ENGINEERING MICHIGAN STATE UNIVERSITY

careers.egr.msu.edu | updated March 13, 2024



Spring 2023 Graduates

Full-Time Salary Statistics*

Major	Mean	Low Value	High Value	N
Applied Engineering Sciences	\$72,233	\$45,000	\$100,000	52
Biosystems Engineering	\$68,768	\$41,600	\$85,000	26
Chemical Engineering	\$77,315	\$46,800	\$111,000	56
Civil Engineering	\$65,895	\$40,000	\$100,000	37
Computational Data Science	\$91,357	\$67,500	\$106,000	7
Computer Engineering	\$80,112	\$50,000	\$110,000	13
Computer Science	\$89,826	\$25,000	\$210,000	82
Electrical Engineering	\$76,512	\$38,480	\$97,000	42
Environmental Engineering	\$58,102	\$35,360	\$68,000	10
Materials Science & Engineering	\$70,447	\$43,680	\$85,000	6
Mechanical Engineering	\$75,069	\$55,000	\$135,000	88

* N denotes the number of students reporting salary

Spring/Summer/Fall 2023 Students

Intern/Co-Op Hourly Wage Statistics*

Major	Mean	Low Value	High Value	N
Applied Engineering Sciences	\$24.48	\$12.00	\$48.00	41
Biosystems Engineering	\$20.49	\$15.00	\$30.00	19
Chemical Engineering	\$22.85	\$12.00	\$40.00	54
Civil Engineering	\$22.22	\$15.00	\$37.00	50
Computational Data Science	\$26.83	\$19.00	\$50.00	6
Computer Engineering	\$25.48	\$15.00	\$46.88	22
Computer Science	\$29.96	\$12.50	\$70.87	97
Electrical Engineering	\$23.13	\$11.00	\$39.00	58
Environmental Engineering	\$21.66	\$15.68	\$32.30	20
Materials Science & Engineering	\$21.06	\$12.50	\$40.00	10
Mechanical Engineering	\$22.96	\$12.50	\$39.27	100

* N denotes the number of students reporting salary

KEY STATS

Spring 2023
Full-Time Placements

\$76,806

Average Starting Salary

\$75,000

Median Starting Salary

KEY STATS

Spring/Summer/Fall 2023
Interns/Co-Op Placements

\$24.42


Average Hourly Wage

\$23.00

Median Hourly Wage

2024 SALARY COMPARISON COLLEGE OF ENGINEERING MICHIGAN STATE UNIVERSITY

careers.egr.msu.edu | updated February 3, 2025



Fall 2023, Spring 2024, Summer 2024 Graduates

Full-Time Salary Statistics*

Major	Mean	Low Value	High Value	N
Applied Engineering Sciences	\$77,856	\$40,000	\$109,000	18
Biosystems Engineering	\$72,545	\$62,000	\$86,000	11
Chemical Engineering	\$75,907	\$31,200	\$104,000	24
Civil Engineering	\$70,799	\$53,000	\$114,000	21
Computational Data Science	\$78,000	\$45,000	\$127,000	4
Computer Engineering	\$89,686	\$67,000	\$125,000	7
Computer Science	\$87,874	\$37,440	\$165,000	57
Electrical Engineering	\$77,389	\$33,280	\$100,000	20
Environmental Engineering	\$69,346	\$60,000	\$90,000	18
Materials Science & Engineering	\$73,008	\$52,000	\$95,053	7
Mechanical Engineering	\$77,165	\$45,760	\$125,000	85

* N denotes the number of graduates reporting salary

Spring/Summer/Fall 2024 Students

Intern/Co-Op Hourly Wage Statistics*

Major	Mean	Low Value	High Value	N
Applied Engineering Sciences	\$24.54	\$16.25	\$49.31	32
Biosystems Engineering	\$20.65	\$14.00	\$30.06	29
Chemical Engineering	\$25.14	\$12.50	\$40.50	67
Civil Engineering	\$20.44	\$12.50	\$26.85	51
Computational Data Science	\$21.88	\$15.00	\$27.40	7
Computer Engineering	\$28.81	\$15.00	\$57.11	20
Computer Science	\$26.14	\$12.00	\$75.00	141
Electrical Engineering	\$24.40	\$13.00	\$42.96	78
Environmental Engineering	\$21.21	\$17.00	\$27.69	11
Materials Science & Engineering	\$17.94	\$12.50	\$24.00	8
Mechanical Engineering	\$23.13	\$10.00	\$48.00	155

* N denotes the number of students reporting salary

KEY STATS

Fall 2023, Spring 2024 &
Summer 2024
FT Placements

\$78,392

Average Starting Salary

\$77,000

Median Starting Salary

KEY STATS

Spring/Summer/Fall 2024
Interns/Co-Op Placements

\$24.02

Average Hourly Wage

\$22.50

Median Hourly Wage